Nail Knot Trim Band

#1 Pull Out About 28 - 34 in. size “A” Metallic Thread

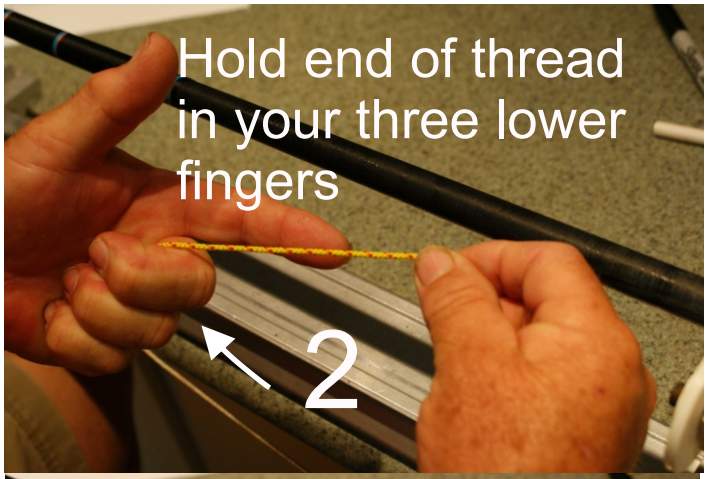

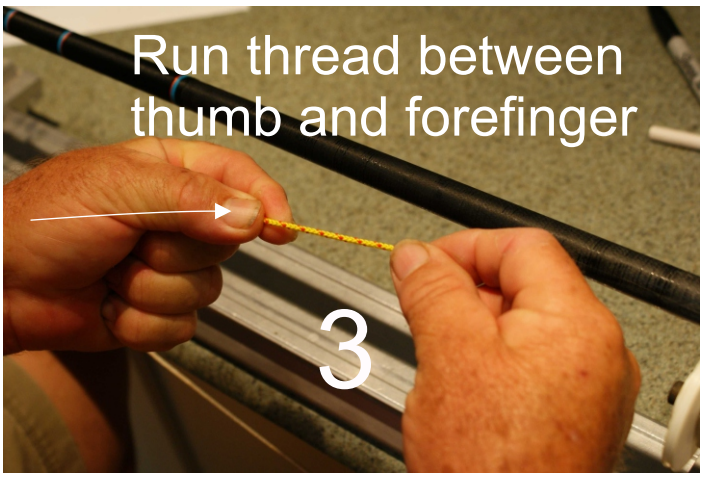





9
After 5 wraps hold under thumb


Twist hand and point finger down
10

Now pass end of thread down thru hole
11


Pull finger out
12

Pull both ends gently till threads are against the blank
13

Slid trim band in place
14

then pull ends tight and trim them off
15